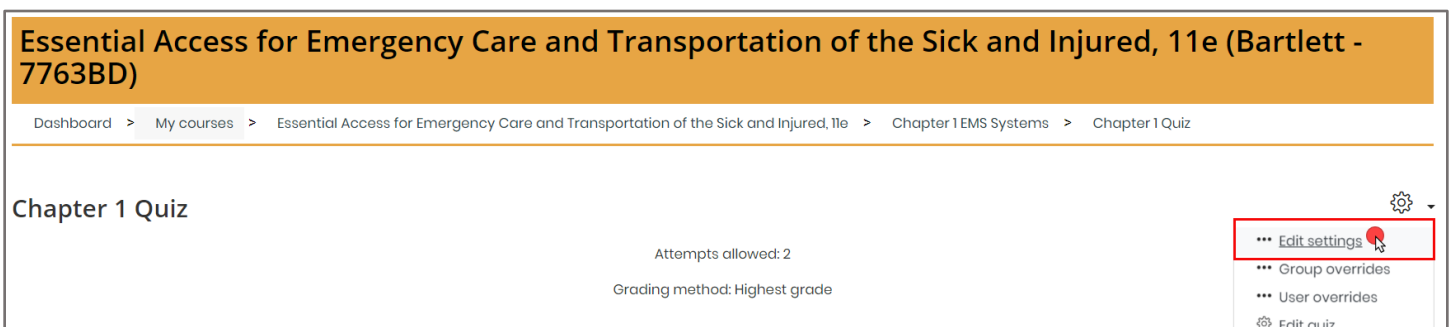


# How to Change the Way a Quiz Is Displayed to Students

*This document contains detailed instructions on tailoring how a quiz within a course is formatted, including setting the number of questions displayed on each quiz page, applying student navigation limitations, and adjusting how questions are shuffled.*

1. Most quiz formatting options can be found in the quiz's **Settings**. Settings may be toggled while you are creating the quiz or subsequently adjusted at any time by clicking the quiz and clicking the **Edit settings** option from the **Actions menu**.



Essential Access for Emergency Care and Transportation of the Sick and Injured, 11e (Bartlett - 7763BD)

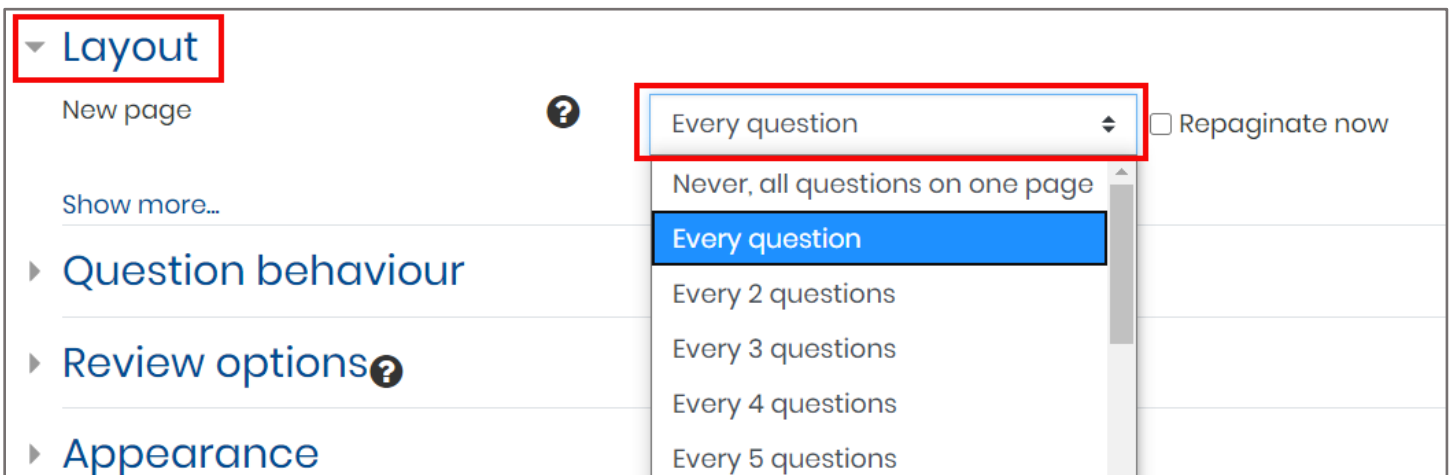
Dashboard > My courses > Essential Access for Emergency Care and Transportation of the Sick and Injured, 11e > Chapter 1 EMS Systems > Chapter 1 Quiz

Chapter 1 Quiz

Attempts allowed: 2  
Grading method: Highest grade

... Edit settings  
... Group overrides  
... User overrides  
Edit quiz

2. On the settings page, scroll down and expand the **Layout** section. Use the **New page** dropdown menu here to select how many questions will be displayed on each page of the quiz. The default is “Every question,” which means one question per page.



Layout

New page ?

Every question

Never, all questions on one page

Every question

Every 2 questions

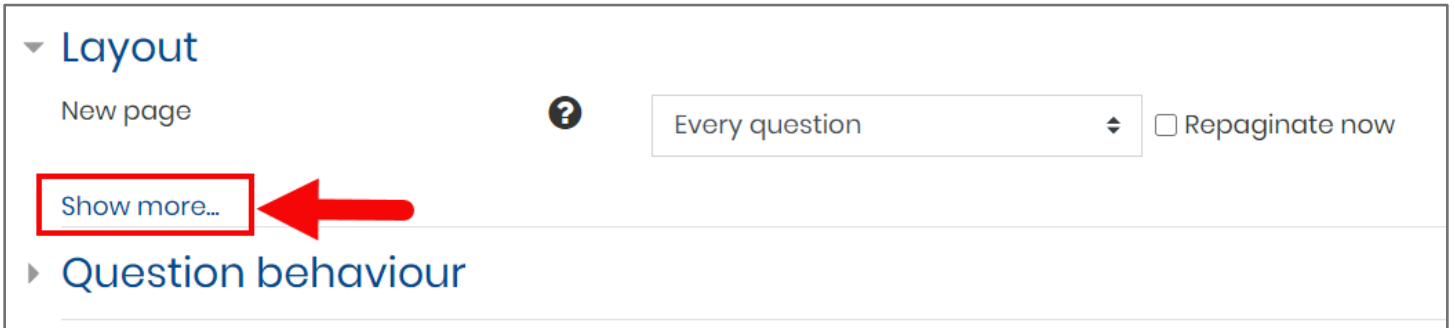
Every 3 questions

Every 4 questions

Every 5 questions

Repaginate now

3. To control how students can navigate between questions, click the **Show more...** link at the bottom of the **Layout** section to reveal the **Navigation method** dropdown menu.



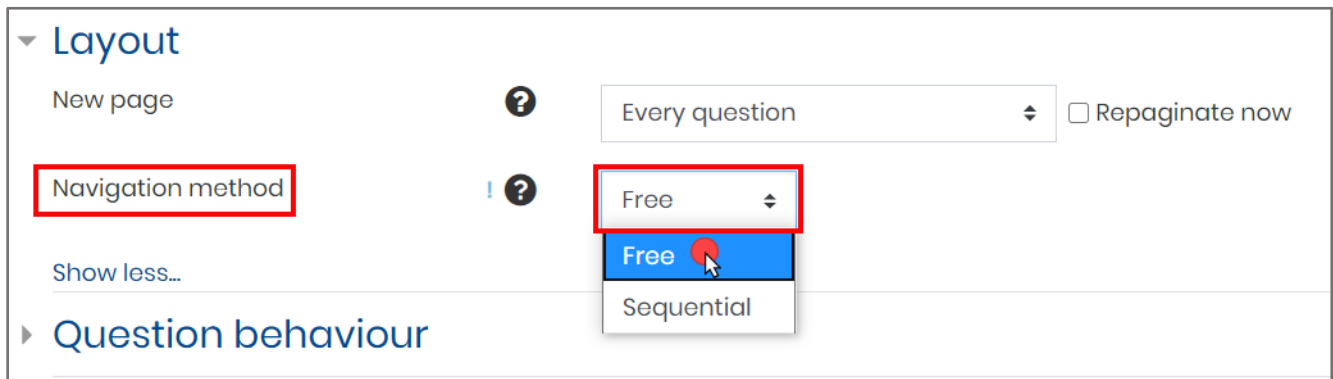
Layout

New page ? Every question ↕  Repaginate now

Show more...

Question behaviour

4. Use the **Navigation method** dropdown to choose a preferred option of **Free**, meaning the students may skip and revisit questions, or **Sequential**, meaning the students must answer questions in the order they are received and cannot skip or revisit.



Layout

New page ? Every question ↕  Repaginate now

Navigation method ! ? Free ↕

Show less...

Question behaviour

Free

Sequential

5. If your quiz will contain multiple choice or matching questions, you may choose to automatically shuffle each question's answer choices so that they appear in a random sequence for each student attempt. To institute this behavior, expand the **Question behavior** section and adjust the dropdown menu for the **Shuffle within questions** setting to "Yes."

Layout

Question behaviour

Shuffle within questions  Yes ▾

How questions behave  Deferred feedback ▾

[Show more...](#)

Review options 

6. When finished, scroll to the bottom of the quiz settings page and click **Save and display** to return to the quiz page or **Save and return to course** to apply your changes and return to the course homepage.

Tags

Competencies

Save and return to course Save and display Cancel

7. You may determine whether to shuffle quiz questions by toggling the applicable setting within the **Edit quiz** page. The shuffle behavior is typically set when selecting which questions to include on the quiz and can be adjusted at any time. On the **Quiz** page, click the **Actions menu** to the top right and select the **Edit quiz** option.

JONES & BARTLETT LEARNING  
NAVIGATE

## Premier Access for Emergency Care and Transportation of the Sick and Injured, 11e

Home > My courses > Premier Access for Emergency Care and Transportation of the Sick and Injured, 11e > Chapter 1 EMS Systems > Chapter 1 Quiz

### Chapter 1 Quiz

Grading method: Highest grade

[Preview quiz now](#)

- ... Edit settings
- ... Group overrides
- ... User overrides
- Edit quiz**
- Preview
- Results
- Grades
- Responses

8. To turn shuffling on, click the checkbox to the left of **Shuffle** so that it is checked. When Shuffle is enabled, each student attempt will see a different and random sequence of questions.

JONES & BARTLETT LEARNING  
NAVIGATE

## Editing quiz: Chapter 1 Quiz

Questions: 1 | This quiz is open

Maximum grade:  Total of marks: 1.00

[Repaginate](#) [Select multiple items](#)

**Shuffle** ?

[Add](#)

Page 1

1 \_\_\_\_\_ is a sign of hypoxia to the brain. \_\_\_\_\_ is a sign of hypoxia to the brain.

9. If you want every student to receive the quiz questions in the same sequence for every attempt, ensure that the **Shuffle** option is deselected.

JONES & BARTLETT LEARNING  
NAVIGATE

### Editing quiz: Chapter 1 Quiz

Questions: 1 | This quiz is open

Maximum grade: 100.00 Total of marks: 1.00

Save

Repaginate Select multiple items

Shuffle

Page 1

1 \_\_\_\_\_ is a sign of hypoxia to the brain. \_\_\_\_\_ is a sign of hypoxia to the brain. 1.00

Technical Support: [www.jblearning.com/techsupport](http://www.jblearning.com/techsupport) | [support@jblearning.com](mailto:support@jblearning.com) | 1-978-443-5000 | M-F 8:30am – 8:00pm