
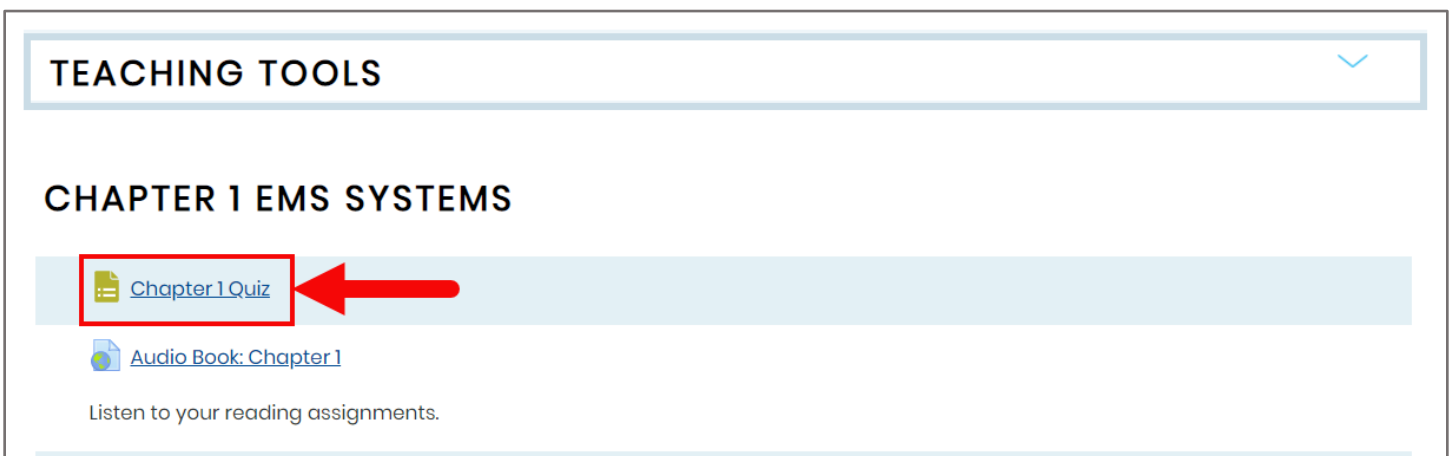


# How to Apply Exceptions to Quizzes for Individual Students


*This document contains instructions on how to apply exceptions to quizzes for individual students. Examples include requiring a password, setting a unique window of availability for the quiz, setting a time limit, and adjusting the number of attempts allowed for a student.*


1. Begin by navigating to and opening the quiz for which you would like to apply a student exception or exemption. On the quiz page, click the **Actions menu**  on the righthand side and select **User Overrides** from the resulting dropdown menu.



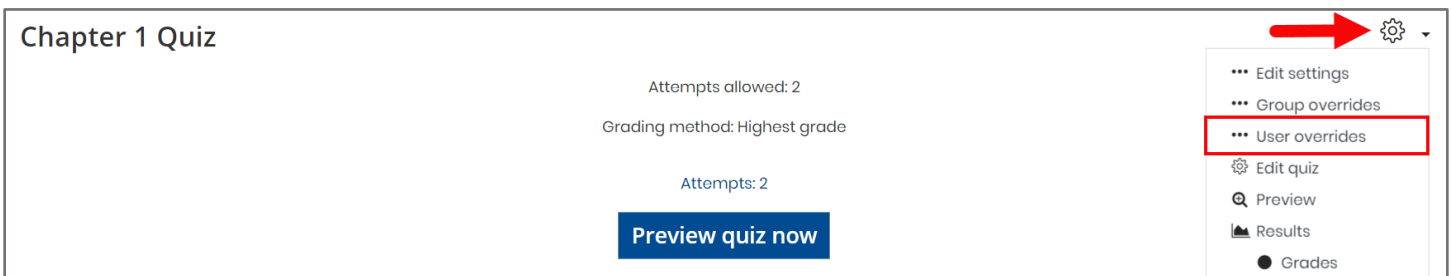
TEACHING TOOLS

CHAPTER 1 EMS SYSTEMS

 [Chapter 1 Quiz](#)

 [Audio Book: Chapter 1](#)

Listen to your reading assignments.



Chapter 1 Quiz

Attempts allowed: 2

Grading method: Highest grade




Attempts: 2

[Preview quiz now](#)

- Edit settings
- Group overrides
- **User overrides**
- ⚙ Edit quiz
- 🔍 Preview
- 📊 Results
- Grades

2. The following page displays any student exceptions currently applied and options for adjusting them. To create a new exception, click the **Add user override** button.

### Chapter 1 Quiz

User	Overrides	Action
John Smith	Quiz opens Thursday, 18 June 2020, 10:59 AM	  
	Attempts: 1	

**Add user override**

3. Next, use the **Override user** dropdown selector to choose the student to whom you'd like to apply your exceptions.

### Chapter 1 Quiz

▼ **Override**

Override user ⓘ **No selection**

Require password ?

Open the quiz

Close the quiz

- Lisa Adams, ladams@ascendlearning.com
- Michelle Doe, mdoe@ascendlearning.com
- John Smith, jsmith@ascendlearning.com
- David Williams, dwilliams@ascendlearning.com

18 June 2020 11 01  Enable

18 June 2020 11 01  Enable



4. Proceed by adjusting the options to apply exceptions for the selected student as needed. You may require that a unique password must be used by the student to access the quiz, set a quiz window of availability that applies to only the selected student, apply an individual time limit, and/or set an individual number of allowed attempts. If you are not sure what the original quiz settings are, click the **Revert to quiz defaults** button, and the options on the override page will reflect those currently applied to the quiz.


## Chapter 1 Quiz


▼ **Override**

Override user ⓘ **Lisa Adams, ladams@ascendlearning.com**

Search ▼


Require password ? *Click to enter text*  

Open the quiz        Enable

Close the quiz        Enable

Time limit ?    Enable

Attempts allowed ?

 **Revert to quiz defaults**

**Save** **Save and enter another override** **Cancel**

All settings chosen and saved here will apply to the specified user only


5. When satisfied with your selections, click the **Save** button or **Save and enter another override** to continue applying more exceptions to additional students.


Time limit ?    Enable

Attempts allowed ?

**Revert to quiz defaults**

---

 **Save** **Save and enter another override** **Cancel**

There are required fields in this form marked  .

Technical Support: [www.jblearning.com/techsupport](http://www.jblearning.com/techsupport) | [support@jblearning.com](mailto:support@jblearning.com) | 1-978-443-5000 | M-F 8:30am – 8:00pm